


ARE YOU WORXING YOUR URETHANE RIGHT?

Make the most of your WORX+ Formula Worx Urethane products with our preparation and application tips!

PREPARATION

Mixing

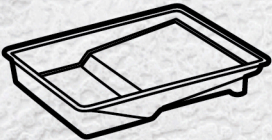
Not all at once:



- 3-5L per time – or what can be used in 30 minutes.
- Part A of Matte material with a drill mixer each time before decanting. Ensuring a consistent dispersion of matting agent in each batch is mixed.
- Thoroughly to avoid an increased proportion of matting agent settling at the bottom of the tub and an inconsistent matte look in the finished floor.

Trays

Change them each batch:



- To avoid residual of previous batch “going off”.
- To stop contamination of fresh batch.

Thinning


Thin out exposed sealer:



- Matte sealer Part A previously exposed to air, may thicken over time.
- Thin to its original viscosity to prevent inconsistencies in the finish.
- For optimal results, strain through a stocking prior to mixing with Part B.

Roller Covers

Change them at least every 40 minutes:



- To avoid residual of previous batch “going off”.
- To stop contamination of fresh batch with old batch in the roller.

APPLICATION



Air Movement

Keep to a minimum:

- To prevent accelerated curing of the wet material.



Temperature

Apply when concrete is at its coolest:

- Warm concrete accelerates reaction/curing time and making a roller-mark-free finish significantly harder to achieve.

Coats

Thicker coats generally deliver better results:



- Than thinner coats with 15mm NAP rollers. Particularly with Matte material.
- To ensure maximum wet edge, (especially Matte material) Thin with water by up to 10% if length of “wet edge” is important.

Apply



- Use gloss material for the base coat for best colour enhancement & maximal adhesion.
- Ensure Matte & Gloss products look milky when being applied.
- As soon as the material begins to change to a clear appearance, it is beginning to “go off” or cure.
- Rolling over the product once it begins to change to a clear appearance will result in overlap marks.
- Roll over Matte product at least 3 times for even coverage and agitation of product.
- Apply additional coats within 48 hours of the previous coat without the need for sanding between coats.
- Sanding between coats is always recommended for best results.

www.totallyworks.com

56 Jersey Rd, Bayswater 3153 VIC Australia

Tel: 1300 897 873

WORX+